



FINANCIAL LITERACY
THROUGH PUBLIC
LIBRARIES



FINLIT Learning Environment

Webinar for key trainers

Presentation: Elka Zlateva, Emil Stoyanov

Hosting: Katarzyna Morawska

April 15, 2020

Partners

Financial literacy through public libraries

Co-funded by the Erasmus+ Programme of the European Union
Agreement No 2018-1-PL01-KA204-050839



**FINANCIAL LITERACY
THROUGH PUBLIC
LIBRARIES**

Co-funded by the
Erasmus+ Programme
of the European Union



Experts



Elka Zlateva

holds PhD in Political science from Sofia University. She is FINLIT coordinator for Bulgaria.

Mrs. Zlateva has expertise in research-based analyses in the areas of education and policy development. She is experienced lector and trainer, discussion moderator and workshop facilitator author of educational resources, toolkits, analyses, online courses. She is also working as educational expert within the center for excellence at the Bulgarian Academy of Science. Mrs. Zlateva has significant experience in project management, evaluation and monitoring on local and international level.



Emil Stoyanov

holds a M. SC degree in Mathematics and Mechanics from the Faculty of Mathematics and Informatics, Sofia University St. Kliment Ochridski. He is Founding partner and CTO of Tetracom Interactive Solutions LTD, Sofia, Bulgaria, GM of Atlas Software Ltd, Sofia, Bulgaria Member of the Center for Educational Initiatives Association, Sofia, Bulgaria



In this presentation

- E-learning overview
- FINLIT Website and learning environment
- FINLIT platform functionalities



**FINANCIAL
LITERACY
THROUGH
PUBLIC
LIBRARIES**

E-learning overview

what is e-learning,
benefits and disadvantages,
how to deliver e-learning

What is e-learning?

- E-learning, or electronic learning, is the delivery of learning and training through digital resources.
- It is provided through electronic devices such as computers, tablets and even cellular phones that are connected to the internet.
- This makes it easy for users to learn anytime, anywhere, with few, if any, restrictions.

What is e-learning?

Basically, e-learning is training, learning, or education delivered online through a computer or any other digital device.



What are the benefits of e-learning?

People use e-learning for a variety of reasons, whether it's to develop new skills or learn remotely. The convenience and accessibility e-learning offers is huge:

- Cost effective, delivers significant cost savings
- Offers greater flexibility and convenient self-paced learning
- Saves time - no commuting
- Improves performance and productivity
- Lower environmental Impact

What are disadvantages of e-learning?

There are some e-Learning disadvantages such as:

- Lack of social interaction
- High chances of distraction
- Costly and complicated technology
- Questionable credibility of online degrees

Most of them can be addressed in the learning process.

Different types of e-learning

Synchronous training

Real time interaction of participants with an instructor via the Web

Asynchronous training

No live interaction of participant with the instructor



Synchronous training

- Ability to log or track learning activities.
- Continuous monitoring and correction is possible
- Possibilities of global connectivity and collaboration opportunities among learners.
- Ability to personalise the training for each learner.



Asynchronous training

- Available 'just in time' for instant learning and reference.
- Flexibility of access from anywhere at anytime.
- Ability to simultaneously reach an unlimited number of employees.
- Uniformity of content and one time cost of production.



How to deliver e-learning? - LMS

Learning Management system (LMS)

Learning management system (LMS) is a software application that is used to deliver online training. It allows to quickly create courses, enroll users easily and accurately report on learner progress.

How to deliver e-learning? - LMS

There are several different types of LMS's:

- cloud-based
- open source
- commercial
- installation-based

Some examples include Moodle, Canvas, Google Classroom, LearnUpon



How to deliver e-learning? - Webinars

Webinars allow instructor-led training – the instructor creates a blended learning experience for the learners.

Some examples include: Skype, Google Hangout, GoToMeeting, ClickMeeting, Zoom, Adobe Connect Meeting, Cisco WebEx, Microsoft Teams, BigBlueButton, etc.






Erasmus+

“**Blended education**, also known as **hybrid learning**, combines classroom and online education. In other words, this methodology integrates online with **traditional face-to-face** teaching activities in a planned, pedagogically valuable manner.

Significant parts of this process are computer-mediated activities. These activities will be developed and integrated into the main project outcome - open source educational platform, based on MOODLE.”

FINLIT
project
is
about
e-learning

Quiz



Let's make a short quiz to
check what we learned 😊




**FINANCIAL
LITERACY
THROUGH
PUBLIC
LIBRARIES**

FINLIT Website and learning environment

LMS platform and extensions,
web site structure, user roles

FINLIT Website and learning environment





FINLIT project requirements 1/2

- User registration and authentication
- User roles – admin, manager, teacher, student, guest
- Users can create pages
- Users can create online courses
- Courses can have different structure
- Courses include various content items
- Courses include examinations, examination items: tests, quizzes



FINLIT project requirements 2/2

- Course scheduling and succession
- Users can take courses and can be graded
- Course statistics - records of user activity
- Course certificates
- Multi-lingual interface; content translated in all project languages
- Interactive open source (free) platform
- Modular structure, extensions – interactive learning objects, webinars



FINLIT Learning Platform is based on Moodle

Why?

- Covers all project requirements
- Attractive visual design
- Everything is done in one place – project web site & learning platform
- Offers attractive learning experience with the Interactive content and Webinar modules
- No1 Open-Source Learning Management System
- Large community of users, good support
- Highly secure, highly extendable
- Strong community support
- Mobile App for users with Smartphones and Tablets

FINLIT - Moodle+

FINLIT platform has some important extensions:

- Project information section
- News and events section
- H5P Interactive Content
- BigBlueButton Webinar



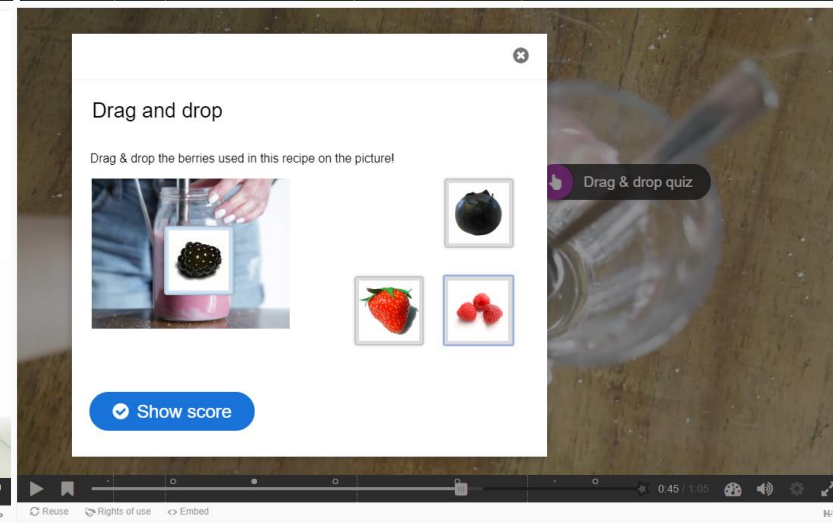
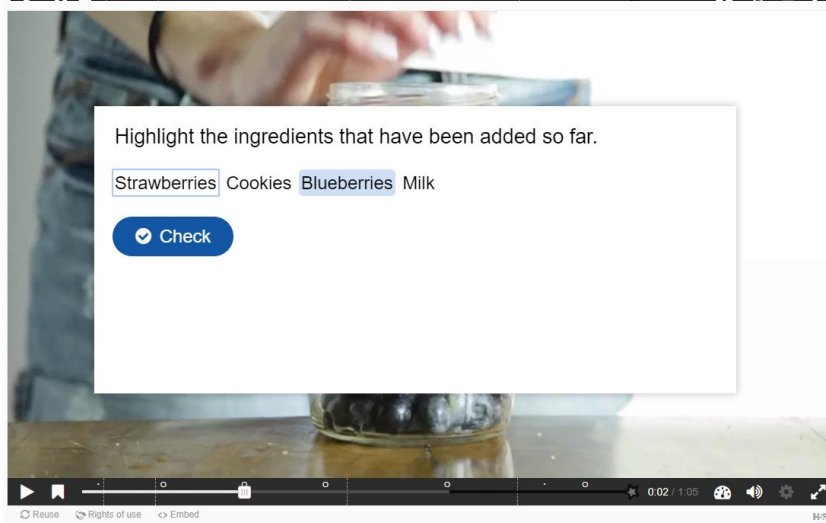
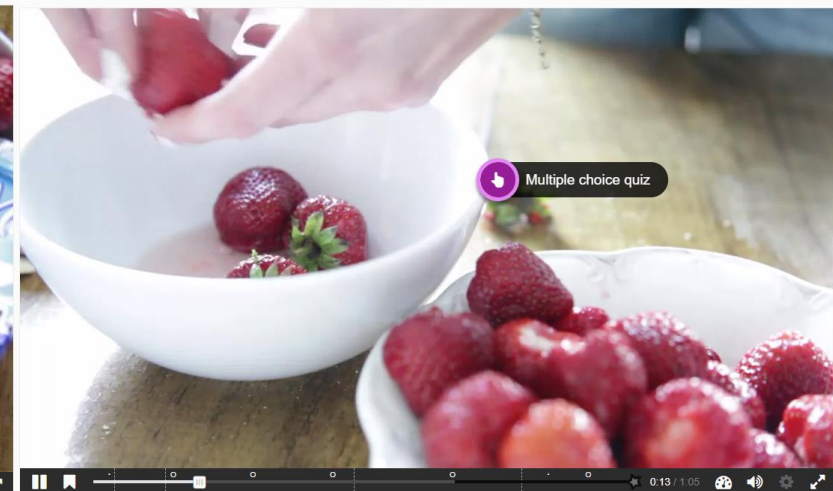
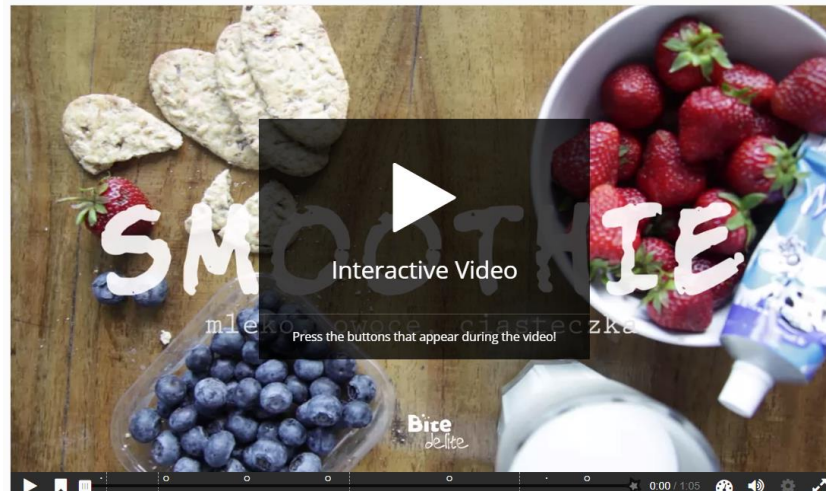
FINLIT Learning Platform Extensions



H5P Interactive Content

- Interactive Videos
- Presentations
- Games
- Tests and Quizzes
- ... and many more

FINLIT Learning Platform Extensions – examples



FINLIT Learning Platform Extensions – examples



Course: Training of Trainers online x +

finlit.eu/edu/course/view.php?id=4#section-6

DemoName DemoSurname

Conflict management strategies

5 conflict management strategies are widely recognized, differing in the degree of readiness to cooperate with others or the degree of their own assertiveness and readiness to take care of their own interests.

On the next screens you will learn the details of individual strategies. Descriptions come from the article "Conflict Management" written by Shyam S Salim and Shinu AM (<http://eprints.cmfri.org.in/12222/1/Shyam%20S%20Salim%203%202017.pdf>).

The diagram illustrates five conflict management strategies arranged in a circle around a central 'COMPROMISING' strategy. The strategies are: COMPETING (top-left, orange), COLLABORATING (top-right, teal), COMPROMISING (center, blue), AVOIDING (bottom-left, dark blue), and ACCOMMODATING (bottom-right, green). A vertical axis on the left is labeled 'ASSERTIVE' with 'High' at the top and 'Low' at the bottom. A horizontal axis at the bottom is labeled 'COOPERATIVE' with 'Low' on the left and 'High' on the right. Each strategy is represented by a circular icon: a trophy for Competing, two hands shaking for Collaborating, a handshake for Compromising, a hand pointing down for Avoiding, and a checkered flag for Accommodating.

Conflict management strategies

6 / 12



FINLIT Learning Platform Extensions

BigBlueButton Webinar

- Supports real-time sharing of presentations (including whiteboard), audio, video, chat and screen;
- All content can be recorded for later playback;
- Create multiple Webinar sessions within any course;
- Restrict trainees from joining a session until a trainer (moderator) joins the session;
- Launch Webinar Session in a separate window;
- Schedule a Webinar - specify join open/close dates and hours for the session that appears in the platform's calendar;
- Record a session;
- Access, manage and display recordings within course

FINLIT Learning Platform Extensions - BigBlueButton Webinars



BBB Webinar

BigBlueButton - BBB Webina

bbbe.cei-bg.org/html5client/join?sessionToken=0zww5p9pje4bwrw

BBB Webinar

DemoName DemoSu...

Financial literacy through public

finlitleu.edu/

You are currently using guest access (Log in)

FINANCIAL LITERACY THROUGH PUBLIC LIBRARIES

PROJECT NEWS & EVENTS TRAINERS TRAINEES ENGLISH (EN)

FINANCE

Financial Literacy Through Public Libraries

funding ABOUT ng benefit

Project summary

The FINLIT project is aiming to increase the level of financial literacy of adults through new approach and by using the huge potential of public libraries as non-

Slide 7

100%

+ -

Hand cursor Previous Next Erase Highlight

FINLIT Home Page

- FINLIT Logo, Navigation, Language switcher
- Slider, Project summary
- Learning courses
- Project news list
- Footer: Program logo, Partners, Contact information

FINLIT Web Site Structure



PROJECT

Summary, Partners, Outcomes, Contacts



NEWS & EVENTS

News, News gallery, Calendar



TRAINERS

Online course, Webinars, Onsite course, User guide teaching



TRAINEES

User guide learning, Webinars

FINLIT Learning Platform User Roles and Users

FINLIT Learning environment users can have the following roles:

- Administrators
- Country Administrators
- Trainers
- Trainees

Each user can have several roles.



FINLIT Learning Platform User Roles 1/2

Administrators

They access and manage all platform features and aspects including textual content, pages, courses, webinars, users, configurations

Country Administrators

They create online courses in their country language, update course content, enroll users - trainers and trainees in a course, schedule webinars, access student performance and course statistics



FINLIT Learning Platform User Roles 2/2

Trainers

They enroll trainees to their course, create and schedule Webinars, conduct webinars as moderators, access trainees performance and course statistics

Trainees

They can access the platform, log in, enroll in a course, access course content, take tests and quizzes, participate in webinars



FINLIT platform functionalities

User registration and log in,
User dashboard, Learning
content

FINLIT Learning Platform Registration

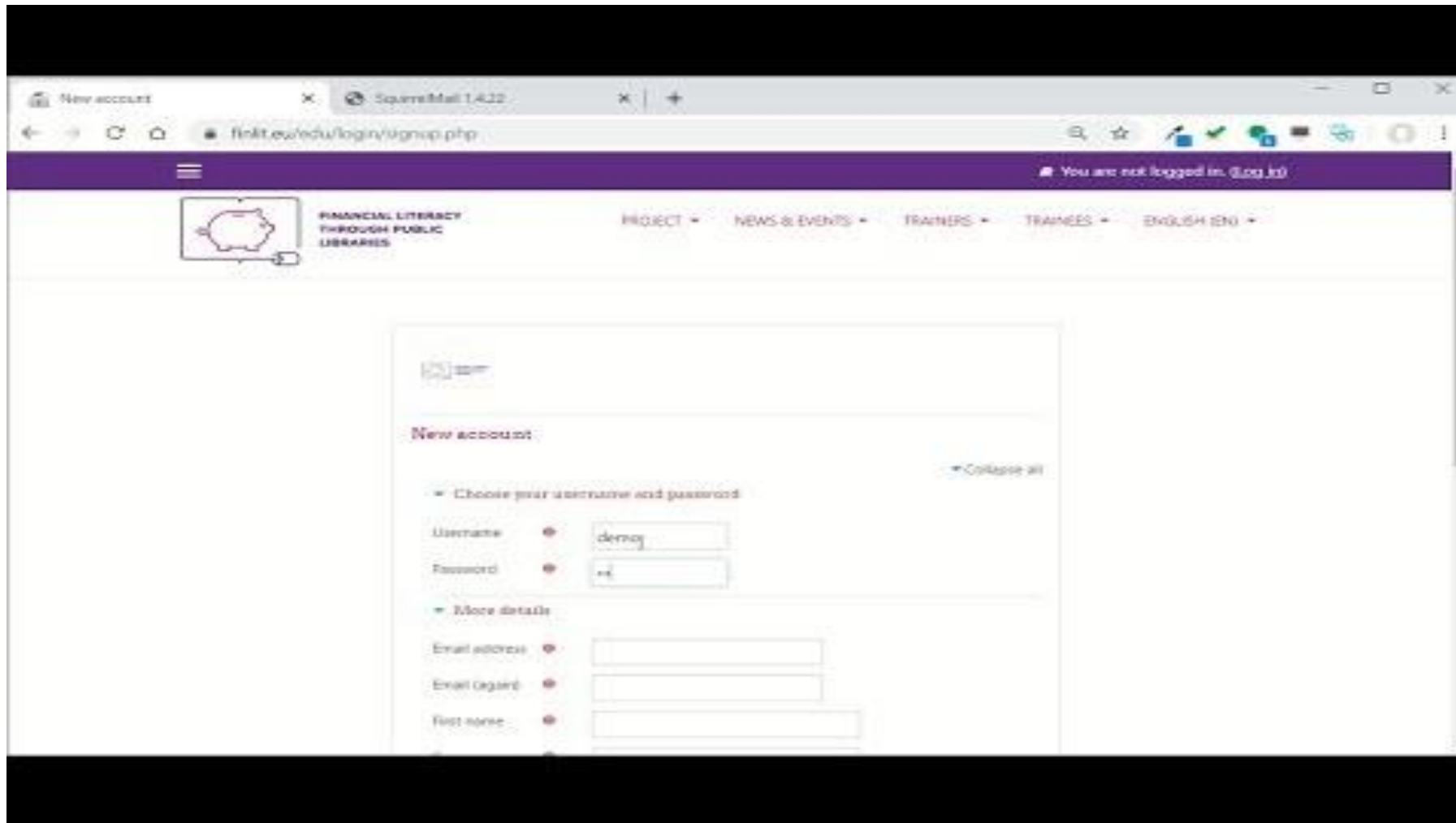
How to register?

Open up the browser and visit FINLIT web site address:

<https://finlit.eu>

Follow the registration procedure described in the short video at <https://youtu.be/LV2m5EaAJl0> .

FINLIT Learning Platform User Registration Video



The screenshot shows a web browser window with the URL `finlit.eu/edu/login/signup.php`. The page features a purple header with a menu icon, a piggy bank logo, and the text "FINANCIAL LITERACY THROUGH PUBLIC LIBRARIES". Navigation links include "PROJECT", "NEWS & EVENTS", "TRAINERS", "TRAINEES", and "ENGLISH (EN)". A status bar indicates "You are not logged in. (Log in)".

The main content area contains a "New account" section with a "Collapse all" button. It includes two expandable sections:

- Choose your username and password:**
 - Username:
 - Password:
- More details:**
 - Email address:
 - Email regard:
 - First name:

FINLIT Learning Platform Log in

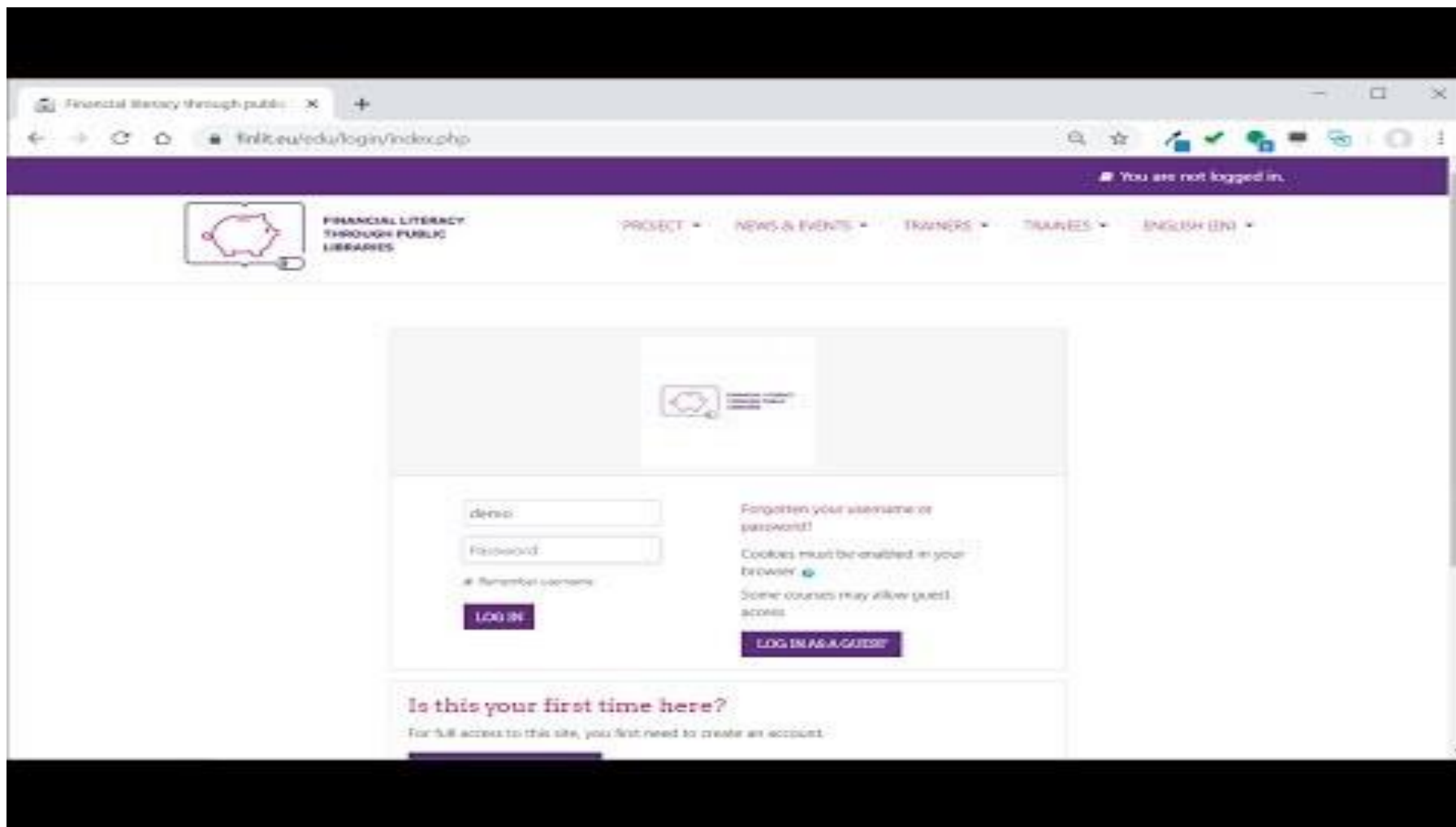
How to log in?

Open up the browser and visit FINLIT web site address:

<https://finlit.eu>

Follow the log in procedure described in the short video at <https://youtu.be/ZfJhHyWCpMc> .

FINLIT Learning Platform Log in Video



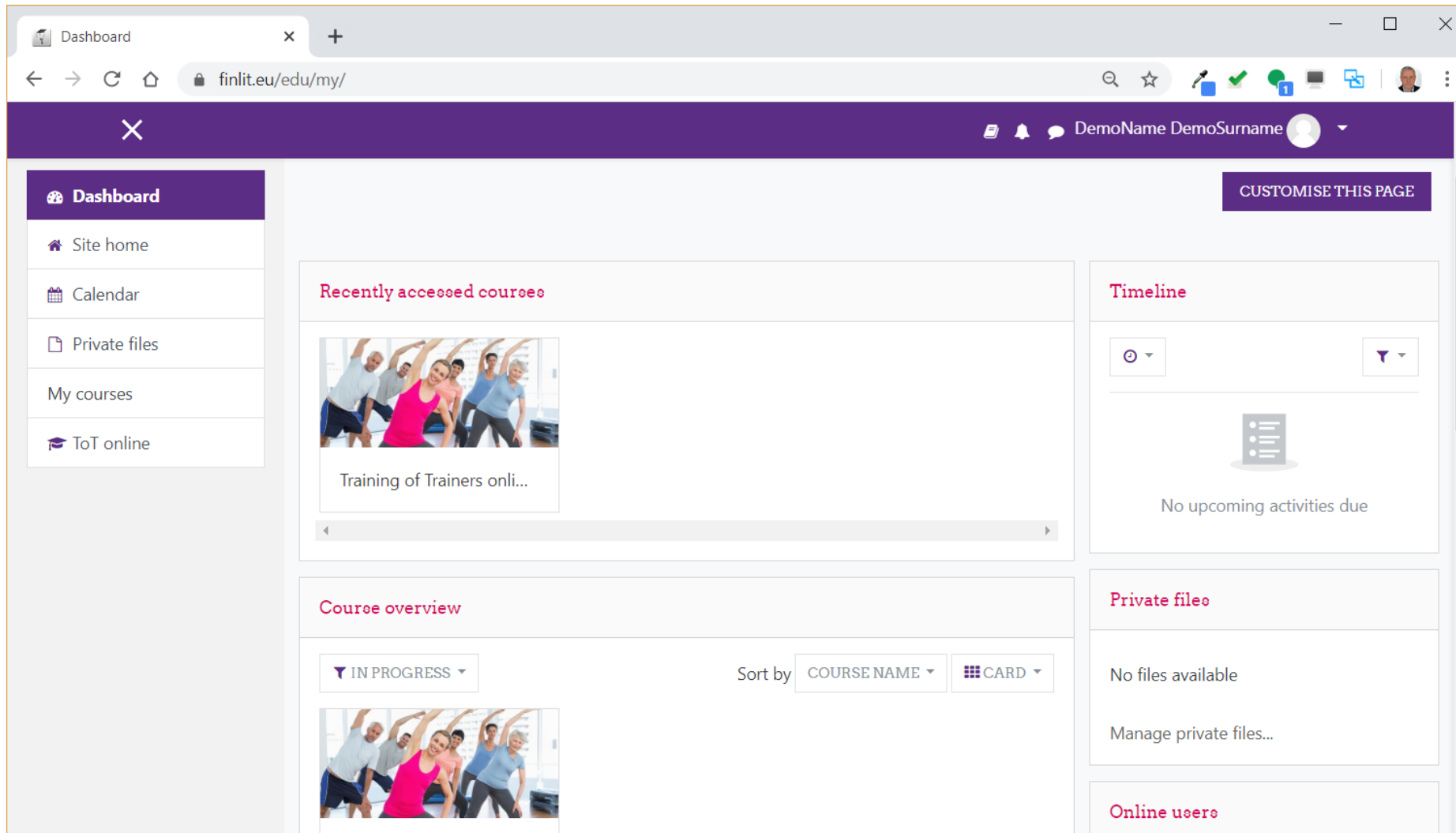
FINLIT Learning Environment – User Dashboard

User Dashboard consists of several blocks with various information:

- Recently accessed courses
- Course overview
- Timeline
- Private files
- Online users
- Calendar
- Upcoming events
- Latest badges

User can customize Dashboard by pressing button “CUSTOMIZE THIS PAGE”

FINLIT Learning Environment – User Dashboard



The screenshot displays the FINLIT Learning Environment User Dashboard. The browser window shows the URL `finlit.eu/edu/my/`. The dashboard features a purple header with a close button (X) and a user profile section labeled "DemoName DemoSurname" with a dropdown arrow. A "CUSTOMISE THIS PAGE" button is located in the top right corner.

Left Sidebar:

- Dashboard (selected)
- Site home
- Calendar
- Private files
- My courses
- ToT online

Main Content Area:

- Recently accessed courses:** Displays a course titled "Training of Trainers onli..." with a thumbnail image of a group of people.
- Timeline:** Shows "No upcoming activities due" with a filter icon and a document icon.
- Course overview:** Includes a filter for "IN PROGRESS" and sorting options: "Sort by COURSE NAME" and "CARD". It also displays a thumbnail image of a group of people.
- Private files:** Shows "No files available" and a link to "Manage private files..."
- Online users:** (Section header visible at the bottom)



FINLIT Learning content

FINLIT Learning content consists of courses, each course consist of modules.

In order to access learning content in your language you will be either enrolled by your Country administrator or by your Trainer.

User can also enroll in and take a course simply by accessing it if self enrolment is enabled for this course.

Explore course content, scroll down the page

The screenshot shows a web browser window with the URL `finlit.eu/edu/course/view.php?id=4`. The page has a purple header with a navigation menu on the left and a main content area. The left menu includes 'ToT online', 'Badges', 'Competencies', 'Grades', 'Goals of the course', 'Course's map', 'Support', 'How do adults learn?', 'Introduction to facilitation', 'Simple solutions to increase engagement', and 'Conflict resolution'. The main content area features a piggy bank icon and the text 'FINANCIAL LITERACY THROUGH PUBLIC LIBRARIES'. Below this is a navigation bar with links for 'PROJECT', 'NEWS & EVENTS', 'TRAINERS', 'TRAINEES', and 'ENGLISH (EN)'. The main heading is 'Training of Trainers online', followed by a breadcrumb trail: 'Dashboard / Courses / Educational Courses for Trainers / ToT online'. The section 'Goals of the course' lists the following goals:

- Taking part in this **course** you may reach following **goals**:
- raising knowledge about adult education
- expanding knowledge on how to create educational situations
- increasing knowledge about learning styles and roles of educators
- increasing knowledge about tools and techniques supporting adult education

At the bottom, there is a section for 'Course announcements' with a document icon.

Explore course content

Course: Training of Trainers online x +

finlit.eu/edu/course/view.php?id=4

DemolsMyName DemolsMySurname

ToT online

- Badges
- Competencies
- Grades
- Goals of the course
- Course's map
- Support
- How do adults learn?
- Introduction to facilitation
- Simple solutions to increase engagement
- Conflict resolution

Course's map

The course is divided into 6 modules. You can open any module you want, but for those who are just starting their adventure with adult education, we recommend following the suggested order.

List of modules:

1. How do adults learn?
2. Introduction to facilitation
3. Simple solutions to increase engagement
4. Conflict resolutions
5. Useful online tools for FE trainers
6. Code of ethics of FE trainers (educators)

Support

How to take this course. Each of the modules is represented in the form of presentation, consisting of slides. There are some graphical elements on some of the slides, there are clickable shapes and icons and there are tests and exercises in different format that open when you click on the exercise icon.

How do adults learn?

Read course content slide by slide, module by module

Course: Training of Trainers online x +


finlit.eu/edu/course/view.php?id=4

DemolsMyName DemolsMySurname

ToT online

- Badges
- Competencies
- Grades
- Goals of the course
- Course's map
- Support
- How do adults learn?
- Introduction to facilitation
- Simple solutions to increase engagement
- Conflict resolution

How do adults learn?

 **FINANCIAL LITERACY THROUGH PUBLIC LIBRARIES**

How do adults learn?

Financial literacy through public libraries

Module 1

1 / 18



Questions and answers

Quiz



EXERCISE

Open up the browser and visit FINLIT
web site address:

<https://finlit.eu>

Get registered 😊



This webinar was prepared within the *Financial literacy through public libraries project*, co-funded by the Erasmus+ Programme of the European Union, Agreement No 2018-1-PL01-KA204-050839

FINLIT – Bulgaria team



FINANCIAL LITERACY
THROUGH PUBLIC
LIBRARIES

<https://finlit.eu>



Goodbye

